

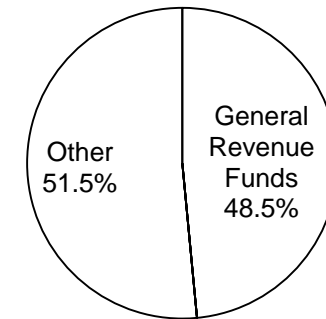
**Debt Service Payments - Non-Self Supporting G.O. Water Bonds  
Summary of Recommendations - Senate**

Page: VI-65  
Melanie Callahan, Executive Administrator

Aaron Henricksen, LBB Analyst

RECOMMENDED FUNDING  
BY METHOD OF FINANCING

<b>Method of Financing</b>	<b>2010-11 Appropriations</b>	<b>2010-11 Base</b>	<b>2012-13 Recommended</b>	<b>Biennial Change</b>	<b>% Change</b>
General Revenue Funds	\$142,982,834	\$136,960,604	\$106,818,268	(\$30,142,336)	(22.0%)
GR Dedicated Funds	\$0	\$0	\$0	\$0	0.0%
<i>Total GR-Related Funds</i>	<i>\$142,982,834</i>	<i>\$136,960,604</i>	<i>\$106,818,268</i>	<i>(\$30,142,336)</i>	<i>(22.0%)</i>
Federal Funds	\$0	\$0	\$0	\$0	0.0%
Other	\$56,538,082	\$45,897,820	\$113,463,769	\$67,565,949	147.2%
<b>All Funds</b>	<b>\$199,520,916</b>	<b>\$182,858,424</b>	<b>\$220,282,037</b>	<b>\$37,423,613</b>	<b>20.5%</b>



	<b>FY 2011 Appropriations</b>	<b>FY 2011 Budgeted</b>	<b>FY 2013 Recommended</b>	<b>Biennial Change</b>	<b>% Change</b>
<b>FTEs</b>				0.0	0.0%

The bill pattern for this agency (2012-13 Recommended) represents an estimated 100% of the agency's estimated total available funds for the 2012-13 biennium.

**Debt Service Payments - Non-Self Supporting G.O. Water Bonds**

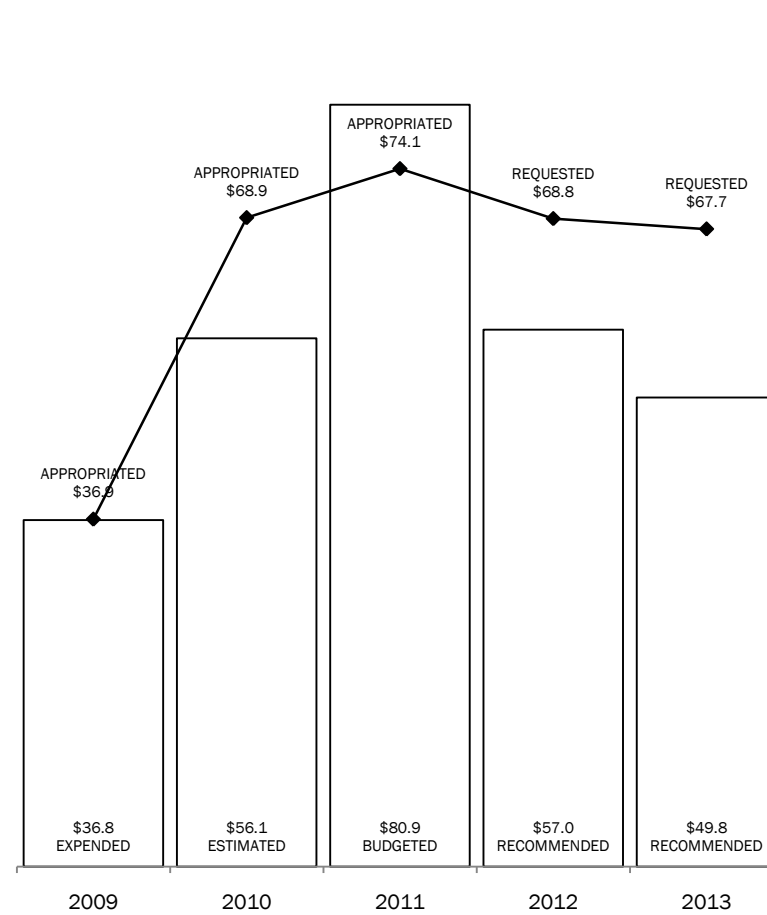
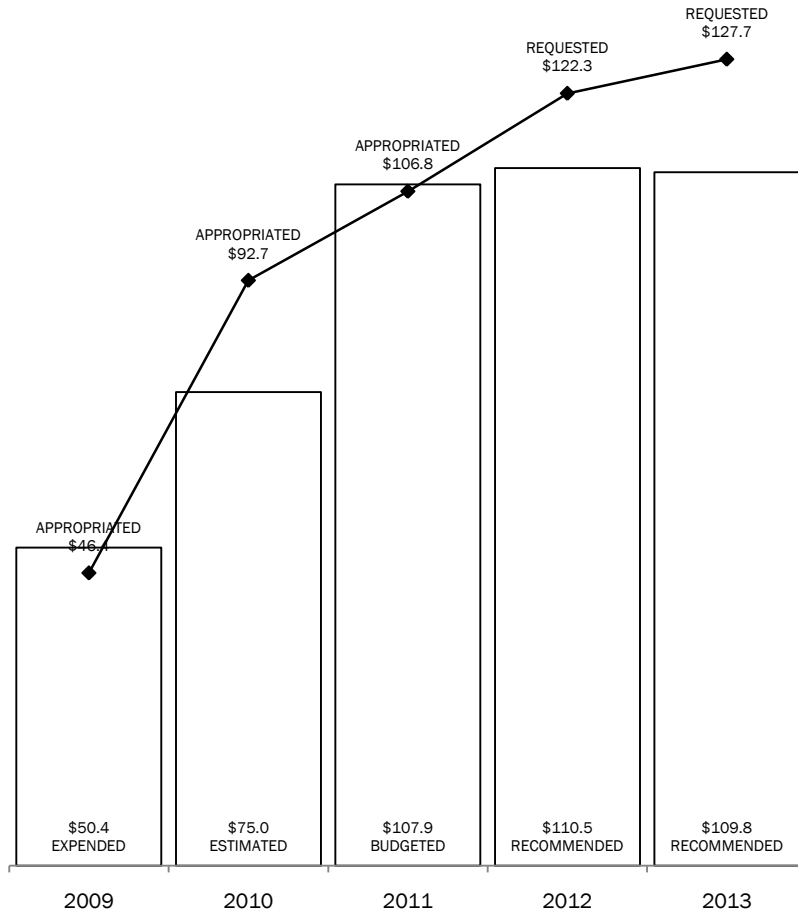
2012-2013 BIENNIUM

IN MILLIONS

TOTAL= \$220.3 MILLION

**ALL FUNDS**

**GENERAL REVENUE AND  
GENERAL REVENUE-DEDICATED FUNDS**



**Debt Service Payments - Non-Self Supporting G.O. Water Bonds  
Summary of Recommendations - Senate, By Method of Finance -- ALL FUNDS**

<b>Strategy/Goal</b>	<b>2010-11 Base</b>	<b>2012-13 Recommended</b>	<b>Biennial Change</b>	<b>% Change</b>	<b>Comments (Optional)</b>
EDAP DEBT SERVICE A.1.1	\$44,297,279	\$46,278,870	\$1,981,591	4.5%	The introduced bill includes an increase of \$2,115,449 in General Revenue and a decrease of \$133,858 in Other Funds.
STATE PARTICIPATION DEBT SERVICE A.1.2	\$33,076,959	\$39,779,130	\$6,702,171	20.3%	The introduced bill includes increases of \$3,236,853 in General Revenue and a decrease of \$3,465,318 in Other Funds.
WIF DEBT SERVICE A.1.3	\$105,484,186	\$134,224,037	\$28,739,851	27.2%	The introduced bill includes a decrease of \$35,494,638 in General Revenue and an increase of \$64,234,489 in Other Funds.
<b>Total, Goal A, GEN OBLIGATION BOND DEBT SERVICE</b>	<b>\$182,858,424</b>	<b>\$220,282,037</b>	<b>\$37,423,613</b>	<b>20.5%</b>	
<b>Grand Total, All Strategies</b>	<b>\$182,858,424</b>	<b>\$220,282,037</b>	<b>\$37,423,613</b>	<b>20.5%</b>	

### **Section 3**

#### **Debt Service Payments – Non-Self Supporting G.O. Water Bonds Selected Fiscal and Policy Issues**

1. The introduced bill includes decreases of \$30,142,336 in General Revenue and \$133,858 in the Economically Distressed Areas Bond Payment Account No. 357, and increases of \$64,234,489 in the Water Infrastructure Fund No. 302, and \$3,465,318 in the State Participation Program Bond Payment Account. The \$30.1 million, or 22.0 percent, decrease in General Revenue is due to an increase in expected loan repayments in the Water Infrastructure Fund and the State Participation Bond Payment Account for loans that were made in previous biennia. The expected increase in loan repayments in the State Participation Bond Payment Account is due to the debt structure. Borrowers begin to fully repay these loans within 10 years following the issuance of the loan. There is an expected increase in loan repayments in the Water Infrastructure Fund No. 302, primarily due to bonds that were issued during fiscal years 2010 and 2011, for which two full years of repayments will be received in the 2012-13 biennium.

Section 4

Debt Service Payments - Non-Self Supporting G.O. Water Bonds  
Performance Review and Policy Report Highlights

Reports & Recommendations	Report Page	Savings/ (Cost)	Gain/ (Loss)	Fund Type	Will be included in Introduced Bill	Action Required During Session
---------------------------	-------------	--------------------	-----------------	-----------	-------------------------------------	--------------------------------

NO RELATED RECOMMENDATIONS

## Section 5

### Debt Service payments – Non-Self Supporting G.O. Water Bonds Rider Highlights

1. **Payment of Debt Service: Economically Distressed Areas Bonds.** Modify this rider to delete references to the additional \$84.4 million in Economically Distressed Areas Bonds issued during the 2010-11 biennium. The debt service related to this issuance is included in the strategy recommendations.
2. **Payment of Debt Service: State Participation Bonds.** Modify this rider to delete references to the additional \$225.1 million in State Participation Bonds issued during the 2010-11 biennium. The debt service related to this issuance is included in the strategy recommendations.
3. **Payment of Debt Service: Water Infrastructure Bonds.** Modify this rider to delete references to the additional \$473.4 million in Water Infrastructure Fund bonds issued during the 2010-11 biennium. The debt service related to this issuance is included in the strategy recommendations. The rider is also modified to make it more consistent with other Payment of Debt Service riders found within this bill pattern.

**Debt Service Payments - Non-Self Supporting G.O. Water Bonds  
Items not Included in Recommendations - Senate**

	2012-13 Biennial Total	
	GR & GR-Dedicated	All Funds
1. Economically Distressed Areas Program - Debt Service - Funding for the associated debt service related to a request to issue an additional \$100 million in general obligation bonds in the 2012-13 biennium for EDAP projects.	\$ 12,097,741	\$ 12,097,741
2. WIF State Water Plan - Debt Service - Funding for the associated debt service related to a request to issue an additional \$200 million in general obligation bonds in the 2012-13 biennium for State Water Plan projects.	\$ 17,612,359	\$ 17,612,359
<b>Total, Items Not Included in the Recommendations</b>	<b>\$ 29,710,100</b>	<b>\$ 29,710,100</b>